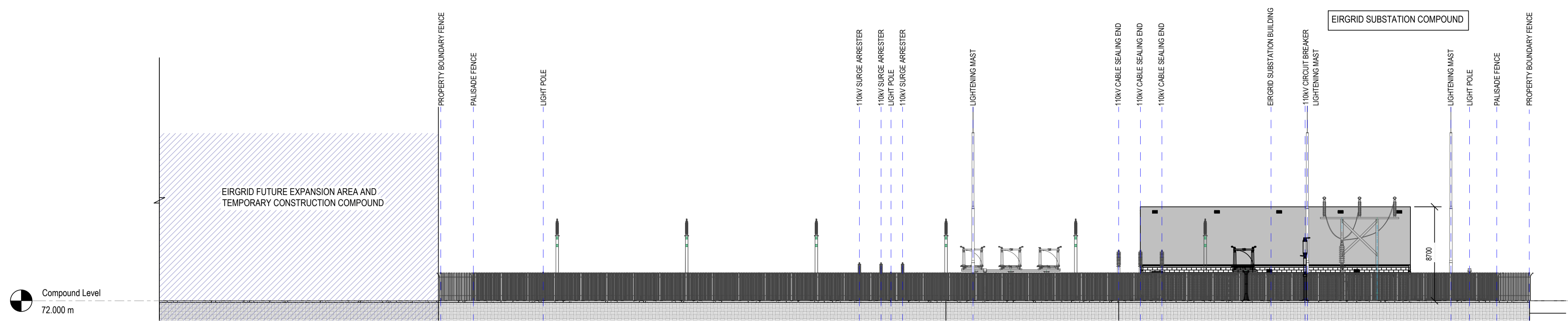
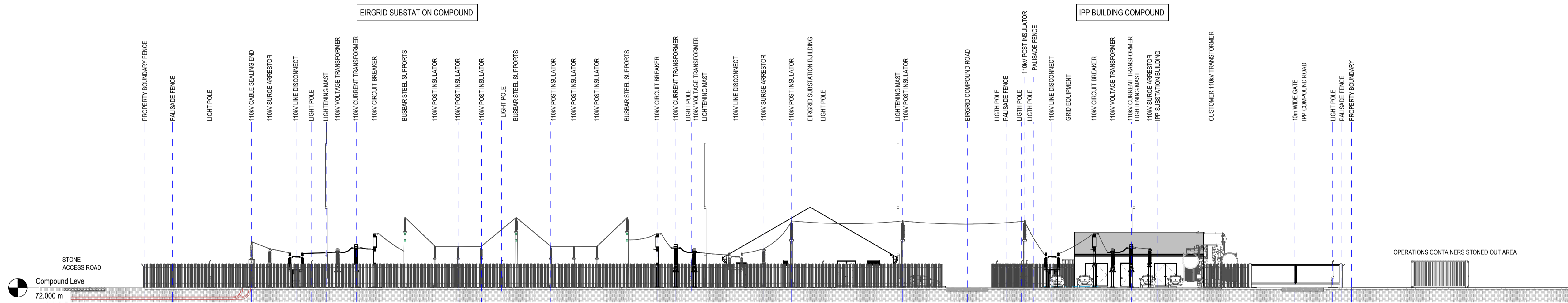


DO NOT SCALE FROM THIS DRAWING. USE FIGURED DIMENSIONS IN ALL CASES. VERIFY DIMENSIONS ON SITE AND REPORT ANY DISCREPANCIES TO THE DESIGNERS IMMEDIATELY.
 THIS DRAWING IS COPYRIGHT AND MAY ONLY BE REPRODUCED WITH THE DESIGNERS PERMISSION.

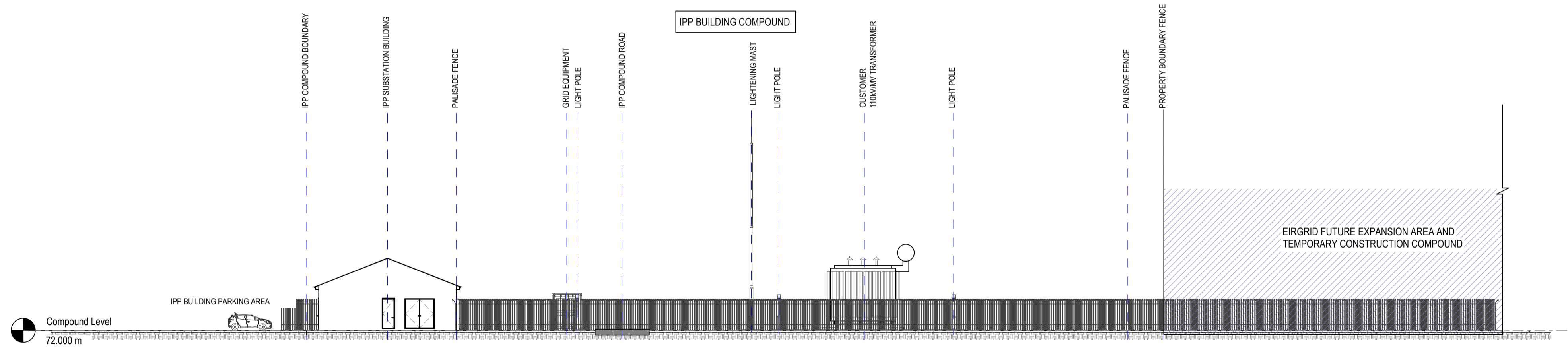
1. ALL LEVELS ARE IN METRES RELATED.
2. DRAWINGS ARE NOT TO BE SCALED.
3. ALL DIMENSIONS ARE IN MILLIMETRES, UNLESS NOTED OTHERWISE.




CROSS SECTION - A
SCALE 1 : 250



CROSS SECTION - B
SCALE 1 : 250



CROSS SECTION - C
SCALE 1 : 250



CROSS SECTION - D
SCALE 1 : 250

REV	DATE	DESCRIPTION	BY	APP
P05	20/09/24	ISSUED FOR PLANNING	KK	GMcN
P04	04/06/24	ISSUED FOR PLANNING	KK	GMcN
P03	01/05/24	ISSUED FOR PLANNING	KK	GMcN
P02	15/03/24	ISSUED FOR PLANNING	KK	GMcN
P01	03/11/23	ISSUED FOR PLANNING	KK	GMcN

PROJECT: DERNACART WIND FARM 110kV SUBSTATION AND GRID CONNECTION

TITLE: COMPOUND LONGITUDINAL SECTION

CLIENT: STATKRAFT IRELAND



DRAWN: K.K.	CHECKED: G.McN.	APPROVED: P.C.
PROJECT NUMBER: 23268	DATE: SEPT, '23	SCALE @ A1: 1 : 250
STATUS DESCRIPTION: FOR APPROVAL		STATUS: S4
DRAWING NUMBER: 23268-MWP-00-ZZ-DR-C-5206	REV: P05	